GRAVITY PIPE REHABILITATION

SPR™ | 32” - 217”

Pipeline Rehabilitation

SEKISUI SPR AMERICAS, LLC

SEKISUI SPR

Leading-Edge Trenchless Solutions



Spiral Wound for Large Diameters

- Gravity flow sanitary sewer, stormwater & culvert renewal
- Renews circular, non-circular & custom shapes
- Negotiates curves or bends
- Fully structural liner
- Meets or exceeds ASTM F1741 & ASTM F1697 standards

SPR™ Description

The SPR™ Spiral Wound process is a trenchless rehabilitation solution for restoring the hydraulic efficiency, reliability and integrity of aging sewers, storm drains and culverts.

The process consists of a single strip of PVC profile which is progressively wound into the host pipe through an existing manhole or access chamber. The SPR™ winding equipment traverses the length of the pipeline while constucting the liner. A spool above ground feeds PVC profile into the winding machine where the liner is wound inside the host pipe at a smaller diameter. The annular space between the host pipe wall and liner is grouted to ensure structural stability.

Spiral Wound Liners

Spiral Wound Liners are innovative trenchless technologies for rehabilitating pipelines. SEKISUI SPR offers 3 different Spiral Wound solutions based upon your application.

SPR™EX

- 6” - 42”
- Tight fit
- Circular shapes

SPR™TF

- 40” - 70”
- Tight it
- Circular shapes

SPR™

- 32” - 217”
- Grouted in place
- Circular/non-circular

www.sekisui-spr.com

sekisui.info@sekisui-spr.com office: 678-510-1820 sales: 1-866-627-7772

Proven Design & Material

SPR™ offers a wide range of standard profiles with optional steel reinforcement that can meet specific design requirements. SPR™ Spiral Wound Liners have extensive third party test data and meet stringent industry product performance standards.



SPR™ profile is made from pipe grade PVC similar to those used for new sewer and drainage pipe construction.



Installation Benefits

- **Truly Trenchless** : Requires only standard manhole or existing access point entry
- **Little to no Bypass** : Can operate with some flow in existing pipe
- **Mechanical Process** : Styrene & VOC free
- **Small Construction Footprint** : Limited site setup

SPR™ Installation Process

Above Ground

The PVC profile strip is fed through a manhole or existing access chamber using an above ground spool into the host pipe. The existing access chambers are the only entry points needed.



Traverse Winding

Inside the deteriorated host pipe the SPR™ winding machine forms the liner as it moves down the pipeline. The profile strip is spirally wound at a fixed diameter smaller than the host pipe.



Water-Tight Seal

The PVC profile is interlocked during winding to secure and completely form the liner.



Grouting Process

Once winding is finished, the liner is grouted in place to fill any annular space. The grout is either structural/non-structural depending on the project scope.

SEKISUI SPR

Leading-Edge Trenchless Solutions